

12-1-2022

Roe V. Wade

Tsion Mekonnen

Follow this and additional works at: https://digitalscholarship.unlv.edu/wrin_fac_articles



Part of the [Women's History Commons](#), and the [Women's Studies Commons](#)

Repository Citation

Mekonnen, T. (2022). Roe V. Wade. Las Vegas (Nev.): University of Nevada, Las Vegas.
https://digitalscholarship.unlv.edu/wrin_fac_articles/5

This Occasional Paper is protected by copyright and/or related rights. It has been brought to you by Digital Scholarship@UNLV with permission from the rights-holder(s). You are free to use this Occasional Paper in any way that is permitted by the copyright and related rights legislation that applies to your use. For other uses you need to obtain permission from the rights-holder(s) directly, unless additional rights are indicated by a Creative Commons license in the record and/or on the work itself.

This Occasional Paper has been accepted for inclusion in WRIN Research Publications by an authorized administrator of Digital Scholarship@UNLV. For more information, please contact digitalscholarship@unlv.edu.

ROE V. WADE

WHAT HAS CHANGED IN NEVADA SINCE THE FEDERAL DECISION WAS REVERSED?



THE WOMEN'S
RESEARCH
INSTITUTE
of NEVADA
(Mekonnen, 2022)

ROE V. WADE¹

SCOTUS DECISION
JANUARY 22, 1973

CONFIRMING THE FEDERAL
CONSTITUTIONAL RIGHT TO
AN ABORTION.

DECISION REVERSED¹

JUNE 24, 2022

THIS ENDED THE FEDERAL
CONSTITUTIONAL
RIGHT TO ABORTION,
RETURNING THE DECISION
TO THE STATES.

WHAT HAS CHANGED IN NEVADA?²

NOTHING!

ABORTION IS STILL LEGAL IN NEVADA.

NEVADA REVISED STATUTE
442.250 CODIFIED THE RIGHT TO
ABORTION. IN 1990 NEVADA AFFIRMED
THIS STATE'S DEDICATION TO PROTECTING
REPRODUCTIVE HEALTH CARE BY PASSING
QUESTION 7.

BIRTHS IN NEVADA

- Nevada had a total of 33,883 births, from July 1, 2020, to July 1, 2021.⁴
- 55% of Nevada resident births used Medicaid.⁵
- The teen birth rate in Nevada declined by 77% between 1991-2020.⁶
- Nevada (9.2%) had the highest rate of teen births without prenatal care.⁷
- In Nevada, the preterm birth rate among Black women is 39% higher than the rate among all other women.⁸

NRS 442.250³
incorporated that:

- Conditions under which abortion is permitted within 24 weeks after the commencement of the pregnancy or after the 24th week of pregnancy if the physician has reasonable cause.
- Public funding is available for abortion only in cases of life endangerment, rape or incest.

ABORTIONS IN NEVADA⁹

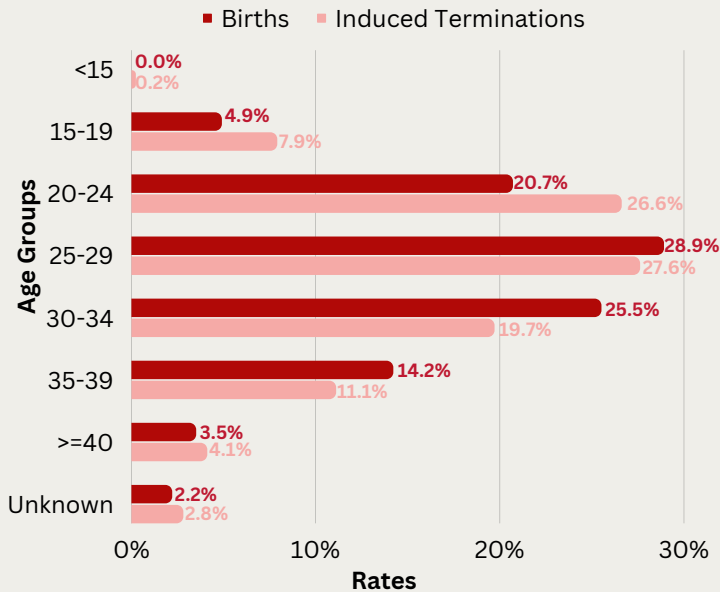
- 30% of abortions were reported to have been performed on married women.
- 58% of the abortions performed on Nevada residents were chemical abortions.
- In 2019, Clark County had the highest volume of abortions performed on resident women, accounting for 87% of the abortions performed on Nevada residents.
- 95% of the abortions reported in Nevada in 2019 were performed on state residents.
- 91% percent of women in Nevada live in counties with at least one abortion provider.
- Nevada had a total of 8,578 abortions reported by women who had previous births (2020).
- Nevada had a total of 8,557 abortions reported by women who had previous induced abortions (2020).

SOURCES

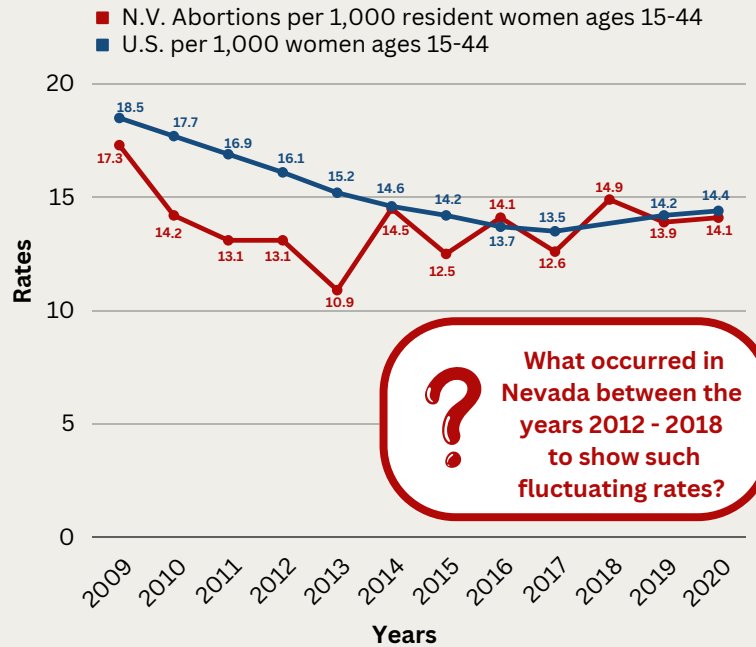
1. Totenberg, N., & McCammon, S. (2022, June 24). Supreme Court overturns Roe v. Wade, ending right to abortion upheld for decades. NPR. Retrieved September 22, 2022, from <https://www.npr.org/2022/06/24/1102305878/supreme-court-abortion-roe-v-wade-decision-overturn>
2. Jackson, H. (2022, May 3). 'abortion will remain a right in Nevada'. Nevada Current. Retrieved September 22, 2022, from <https://www.nevadacurrent.com/blog/abortion->
3. Justia. (2023). Chapter 442 - Maternal and Child Health; abortion :: NRS 442.250 - Justia Law. Retrieved from <https://law.justia.com/codes/nevada/2022/chapter-442>
4. Stebbins, S. (2022, January 19). How Nevada's birth rate compares to the nation. The Center Square. Retrieved from https://www.thecentersquare.com/nevada/how-nevada-s-birth-rate-compares-to-the-nation/article_53869a07-b9ea-52d4-8c25-ab9235342d1f.html
5. Department of Health and Human Services Office of Analytics. (2022, March 24). Dhhs fact book 2021 - Nevada Department of Health and Human Services. Nevada Birth Registry and DWSS Full Panel. from https://dhhs.nv.gov/uploadedFiles/dhhsnv.gov/content/Home/Features/DHHS_Fact_Book_2021_final.pdf
6. Osterman, M. J. K., Hamilton, B.E., Martin, J.A., & Valenzuela, C.P. (2022). Births: Final Data for 2020. National Vital Statistics Reports, 70(17). Retrieved from <https://www.cdc.gov/nchs/data/nvsr/nvsr70/nvsr70-17.pdf>
7. Roedel, K. (2022, October 12). Nevada and Idaho jump out in report on rates of prenatal care for pregnant minors. KUNR Public Radio. Retrieved from <https://www.kunr.org/public-health/2022-10-12/mountain-west-nevada-report-rates-prenatal-care-pregnant-minors>
8. March of Dimes. (2022, January). 2022 March of Dimes Report Card for Nevada. PeriStats. Retrieved from <https://www.marchofdimes.org/peristats/reports/nevada/report-card>
9. Kortsmit K, Nguyen AT, Mandel MG, et al. Abortion Surveillance — United States, 2020. MMWR Surveill Summ 2022;71(No. SS-10):1–27.

WHERE DOES NEVADA STAND?

Prevalence of Births and Induced Terminations of Pregnancy in Nevada Female Residents by Age Group, 2018 ¹⁰



United States and Nevada Abortion Rate 2009-2020 ¹¹




? What occurred in Nevada between the years 2012 - 2018 to show such fluctuating rates?

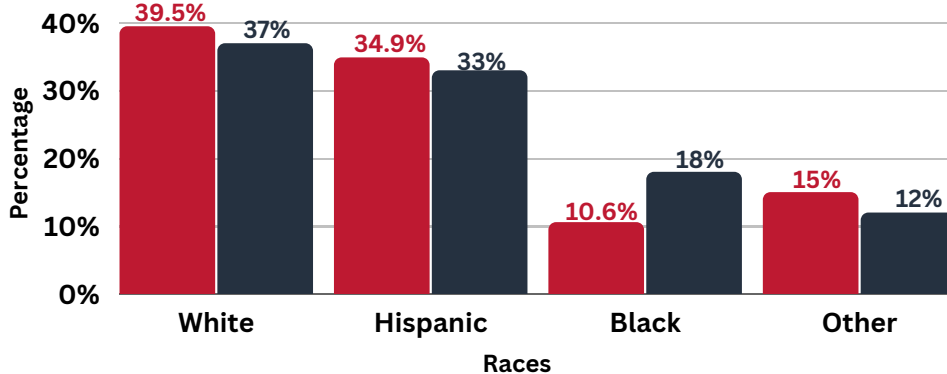
2019 versus 2020 ¹²

Total Abortions: 8,414 V.S. 8,633
 % of Pregnancies Aborted: 19.4% V.S. 24.7%

Statistics and Changes in Nevada Abortions, 2019-2020 ¹¹



Population of Women 15-44 Years by Race/Ethnicity (2019) ¹³
 Reported Abortions by Race of Women in Nevada (2019)



GUTTMACHER INSTITUTE RECOMMENDATIONS: ¹⁴

- Allow low-income people better access to abortion.
- Improve people's access to emergency contraception in the ER.

SOURCES

10. Office of Analytics Nevada Department of Health and Human Services. (2019). Snapshot of Women's Health in Nevada. Retrieved from https://dhhs.nv.gov/uploadedFiles/dhhsnv.gov/content/Programs/Office_of_Analytics/2019%20Epidemiologic%20Profile%20Southern.pdf

11. Longbons, T. (2022, April 25). Abortion reporting: Nevada (2019). Charlotte Lozier Institute. Retrieved from <https://lozierinstitute.org/abortion-reporting-nevada-2019/>

12. Nevada Department of Health and Human Services. (2020). Nevada Abortion Statistics. Abort73.com / Abortion Unfiltered. Retrieved September 22, 2022, from https://abort73.com/abortion_facts/states/nevada/

13. Kaiser Family Foundation. (2021, December 1). Reported legal abortions by a race of women who obtained abortions by the state of occurrence. KFF. Retrieved from <https://www.kff.org/womens-health-policy/state-indicator/abortions-by-race/?currentTimeframe=0&sortModel=%7B%22colId%22%3A%22Location%22%2C%22sort%22%3A%22asc%22%7D>

14. Guttmacher Institute. (2021). Nevada - NARAL pro-choice America. ProChoice America. Retrieved from <http://www.prochoiceamerica.org/wp-content/uploads/2021/03/Who-Decides-2021-Nevada.pdf>