

10-2014

Clark High School 2014 College Application Week (CAW) Survey

Caitlin J. Saladino

University of Nevada, Las Vegas, caitlin.saladino@unlv.edu

Follow this and additional works at: https://digitalscholarship.unlv.edu/lincy_publications



Part of the [Education Commons](#)

Repository Citation

Saladino, C. J. (2014). Clark High School 2014 College Application Week (CAW) Survey. 1-2.

Available at: https://digitalscholarship.unlv.edu/lincy_publications/33

This Project is protected by copyright and/or related rights. It has been brought to you by Digital Scholarship@UNLV with permission from the rights-holder(s). You are free to use this Project in any way that is permitted by the copyright and related rights legislation that applies to your use. For other uses you need to obtain permission from the rights-holder(s) directly, unless additional rights are indicated by a Creative Commons license in the record and/or on the work itself.

This Project has been accepted for inclusion in Lincoy Institute Reports and Briefs by an authorized administrator of Digital Scholarship@UNLV. For more information, please contact digitalscholarship@unlv.edu.



Clark High School

2014 College Application Week (CAW) Survey

Findings:

About the Respondents...

- 115 respondents (graduating class of 2015)¹
- 40% male / 60% female
- 42% first generation college student
- 43% Latino/Hispanic
- 93% were taking or had taken HONORS classes
- 70% were taking or had taken ADVANCED PLACEMENT classes

College Going Statistics...

- 37% reported a GRADUATE degree (Masters or Ph.D.) as highest degree goal
- 42% reported they had NOT taken a college entrance exam (ACT/SAT) at the time of survey completion
 - Of those respondents, 84% also indicated they planned to take a college entrance exam during their senior year.
- 50% reported "availability of ACADEMIC PROGRAMS that meet my educational goals" was the most influential factor in selecting their top college choice.
- 93% planned to enroll in college after high school
 - (68% planned to attend full time, while 25% planned to attend part time)
- 57% planned to apply to 2 - 4 COLLEGES/UNIVERSITIES
 - A majority planned to apply for admissions to various State institutions: UNLV (73%), CSN (40%), UNR (54%), NSC (17%), WNC (2%)
 - 56% planned to apply to out of state colleges

Financial Literacy...

- Of respondents who indicated that they would attend college immediately,
 - ... 93% AGREED or STRONGLY AGREED attending college would allow them to get ahead in life and make a lot of money.
 - ... 80% AGREED or STRONGLY AGREED attending college would allow them to help their family financially.
 - ... 42% reported "one of the greatest challenges to achieving my college goals is having to work to pay for my own college education."
 - ... 90% planned to apply for the FAFSA.
 - 78% indicated that they planned to pay for college with FAFSA.

The High School Experience...

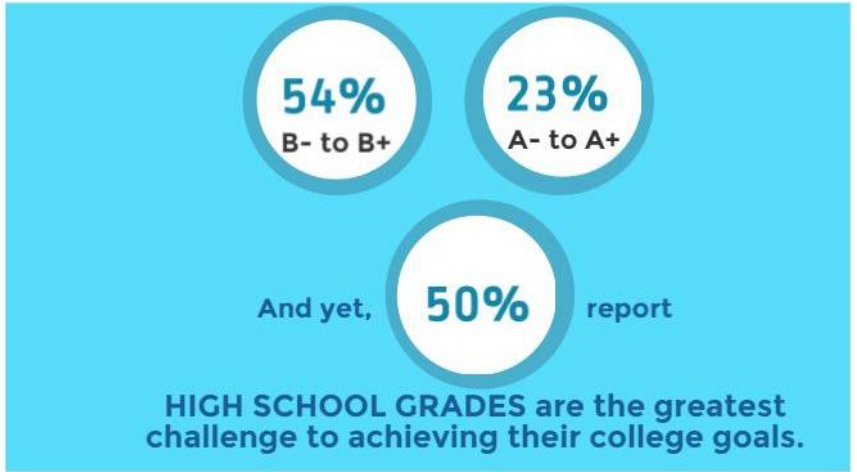
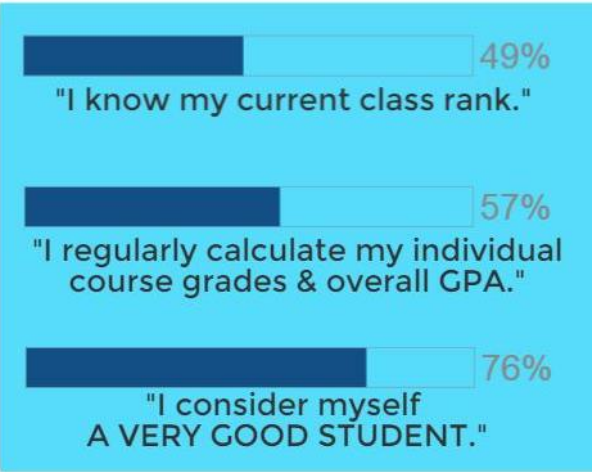
- 77% felt their school had RIGOROUS COURSES that prepared students for college.
- 95% reported TEACHERS encouraged students to attend college.
- 62% reported a COUNSELOR had provided college/career advice.

¹ Respondents completed survey in October 2014, during their senior year of high school. UNLV IRB approval # 1311-4613

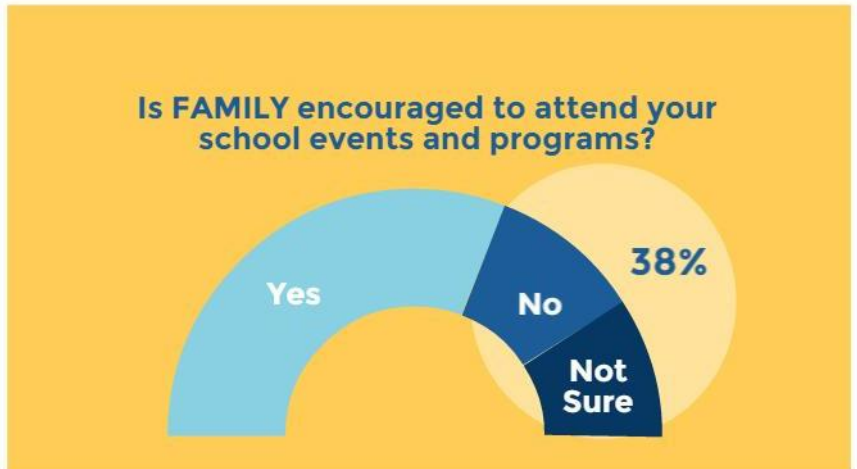
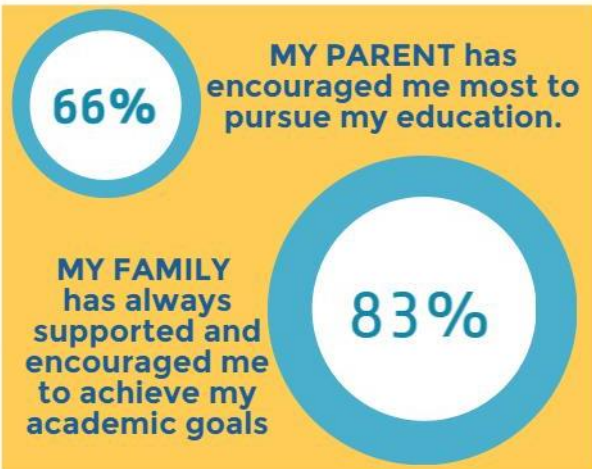
RESULTS BASED ON ALL SURVEY RESPONDENTS (498 CCSD Students)

Overall Findings of the 2014 Survey:

SELF EFFICACY



FAMILY INVOLVEMENT



SCHOOL INVOLVEMENT

