

11-18-2010

Do Students Have Too Much Homework?

Thomas Loveless
Brookings Mountain West

Follow this and additional works at: https://digitalscholarship.unlv.edu/brookings_lectures_events



Part of the [Curriculum and Instruction Commons](#)

Repository Citation

Loveless, T. (2010). Do Students Have Too Much Homework?.

Available at: https://digitalscholarship.unlv.edu/brookings_lectures_events/23

This Lecture is protected by copyright and/or related rights. It has been brought to you by Digital Scholarship@UNLV with permission from the rights-holder(s). You are free to use this Lecture in any way that is permitted by the copyright and related rights legislation that applies to your use. For other uses you need to obtain permission from the rights-holder(s) directly, unless additional rights are indicated by a Creative Commons license in the record and/or on the work itself.

This Lecture has been accepted for inclusion in Lectures/Events (BMW) by an authorized administrator of Digital Scholarship@UNLV. For more information, please contact digitalscholarship@unlv.edu.

Part

II

DO STUDENTS HAVE TOO MUCH HOMEWORK?



AN ERRONEOUS VIEW FROM THE POPULAR PRESS

Children really are striving to improve. Some have learning gaps up to 80 percent of their starting to Sylvia officials. Others struggle a difficult period, such as chronic. And still others just in comparison to their academic like a bright 14-year-old New boy who was flourishing in several earlier and his to be tracked after an elaborate academic tests that he had just never a multiplication tables. Four 11:000 later, she believes the well on its way to solution. She says have asked herself, "Could parent would. How do I working, and if it isn't, would I be a new experience?" But in her eyes that what worked 2,500 11 hold true, in Manhattan or in Calif. It was those Dorothy third public school teacher (see Sylvia), helped Antonio Mills exercise at Longfellow Elementary. Antonio was chosen for the job because, as a third grader, he could recognize all the handwriting. Under the supervision of Chicago's Office she put him through the lesson, great performance, then sent him to maintain of the school day.

Homework Doesn't Help

Every night, millions of parents and kids shed blood, sweat and tears over the kitchen table. Now some researchers say these dreaded lessons are generally pointless until middle school. By SHANON BEELEY

THERE ARE AN INFINITE NUMBER of reasons why so many of America's children avoid, resent, and hate homework, from the first grade. His school, outside Chicago, assigned just a little in the beginning—maybe 15 minutes a night, plus reading. Now, in fourth grade, his load has exploded to three hours a night, and Adam, identified as a gifted student, "is

I suspect it's because he is voluntary. There was hand, even and a grade team on his own talks across America, scoring, the stories of a long after watching one evening, at just homework. Sure, some students pick up their perfectly regular assignment just do not look cheerfully and finished with time to spare for reading, television or play. We just don't know any. Something that infuriates parents, underlines family time and records out to reach who in a child's life might be tolerable if it



AN ERRONEOUS VIEW FROM THE POPULAR PRESS



Weekly Time Spent on Activities by Age
(hours:minutes)

Table
2-1

	Age 3-5		Age 6-8			Age 9-12			All Ages			
	1981 (N=61)	1997 (N=665)	1981 (N=60)	1997 (N=602)		1981 (N=101)	1997 (N=851)		1981 (N=222)	1997 (N=2119)		
Sleeping	77:19	76:11	70:04	70:49		65:36	67:24	**	70:01	71:07	*	
School	14:30	12:05	27:52	32:46	**	29:02	34:03	***	24:45	26:48	**	
Television	15:14	13:52	15:55	12:54	*	20:01	13:36	***	17:35	13:29	***	
Playing	25:50	17:21	***	14:58	11:10	**	7:24	8:54	*	14:30	12:12	***
Eating	9:43	9:24		9:08	8:05	**	8:13	7:23	**	8:52	8:13	***
Personal Care	6:18	8:32	***	6:13	7:53	***	6:21	7:53	***	6:18	8:05	***
Sports	1:31	4:08	***	6:01	5:13		4:51	6:33	**	4:15	5:25	
Daycare	0:10	7:30		0:12	1:33	***	0:18	0:24		0:14	2:57	***
Shopping	2:35	3:44	*	0:59	2:38	***	1:57	2:24		1:52	2:53	
Visiting	2:58	3:04		3:40	2:48		3:48	2:40	**	3:32	2:50	**
Household Work	2:09	2:20		2:49	2:07		5:18	3:42	***	3:46	2:49	***
Studying	0:25	0:36		0:52	2:08	***	3:22	3:41		1:53	2:16	*
Other Passive Leisure	2:59	2:35		1:58	1:33		3:24	2:19	*	2:53	2:11	***

* $p < .05$, ** $p < .01$, *** $p < .001$, for 1981-1997 changes

Source: Data resorted from Table 2, Sandra J. Hofferth and John F. Sandberg, "Changes in America's Children's Time, 1981-1997" (Report No. 00-456), Population Studies Center at the Institute for Social Research, (University of Michigan 2000).

Fewer children were doing homework in 1997 than in 1981.

Fig

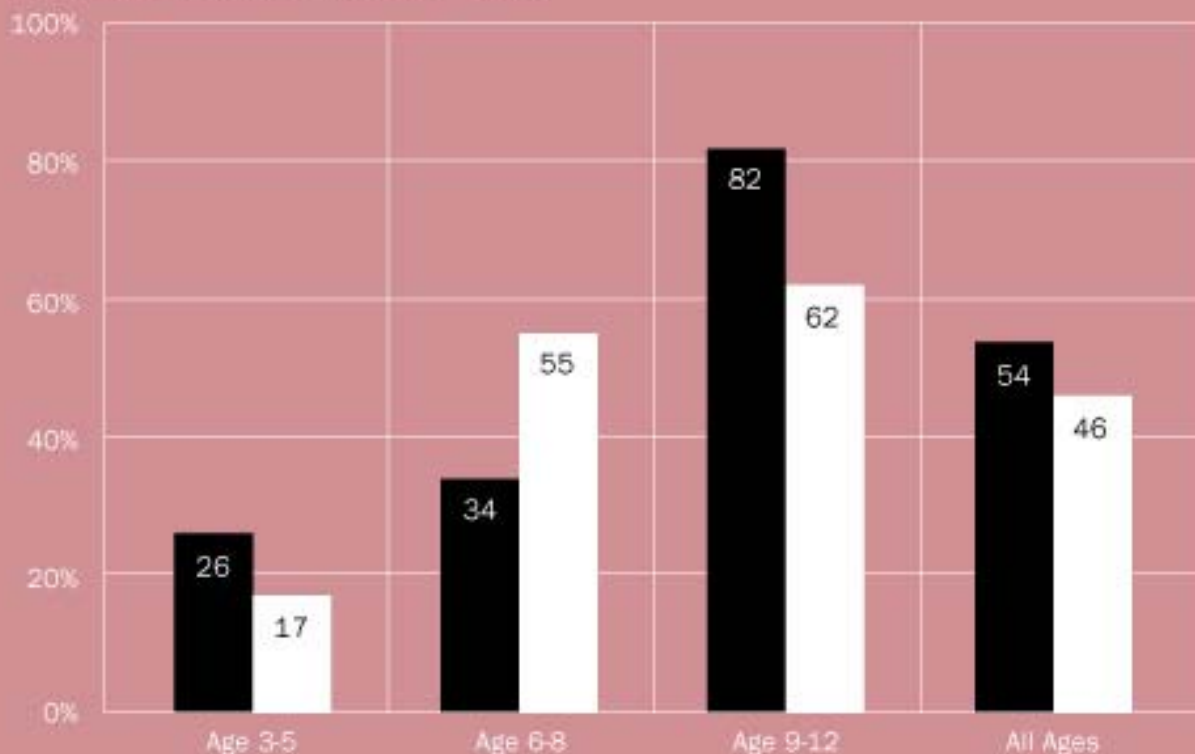
2-1

The only exception is children aged 6-8, two-thirds of whom did no homework at all in 1981.

Source: Sandra J. Hofferth and John F. Sandberg, "Changes in America's Children's Time, 1981-1997" (Report No. 00-456), Population Studies Center at the Institute for Social Research, (University of Michigan 2000), Table 1.

■ 1981
■ 1997

Percentage of children who study—at all



**Students Were Asked:
How much time did you spend on homework yesterday?
(percentage of students)**

Age 9

	1988	1992	1999	2008
None Assigned	29	32	26	18
Did Not Do It	4	4	4	5
< 1 hr.	47	47	53	60
1-2 hrs.	13	12	12	12
> 2 hrs.	7	5	5	5

Age 13

	1980	1988	1992	1999	2008
None Assigned	30	17	21	24	23
Did Not Do It	6	4	4	5	7
< 1 hr.	32	37	36	37	43
1-2 hrs.	24	30	29	26	21
> 2 hrs.	7	11	10	8	6

Age 17

	1980	1988	1992	1999	2008
None Assigned	32	21	22	26	28
Did Not Do It	12	13	12	13	12
< 1 hr.	24	28	29	26	27
1-2 hrs.	23	26	25	23	22
> 2 hrs.	10	12	11	12	10

NOTE: Age 9 students were not surveyed on homework until 1984.

Source: NAEP 2008 Long-term Trend Reading Summary Data Tables for ages 9, 13, and 17 data.

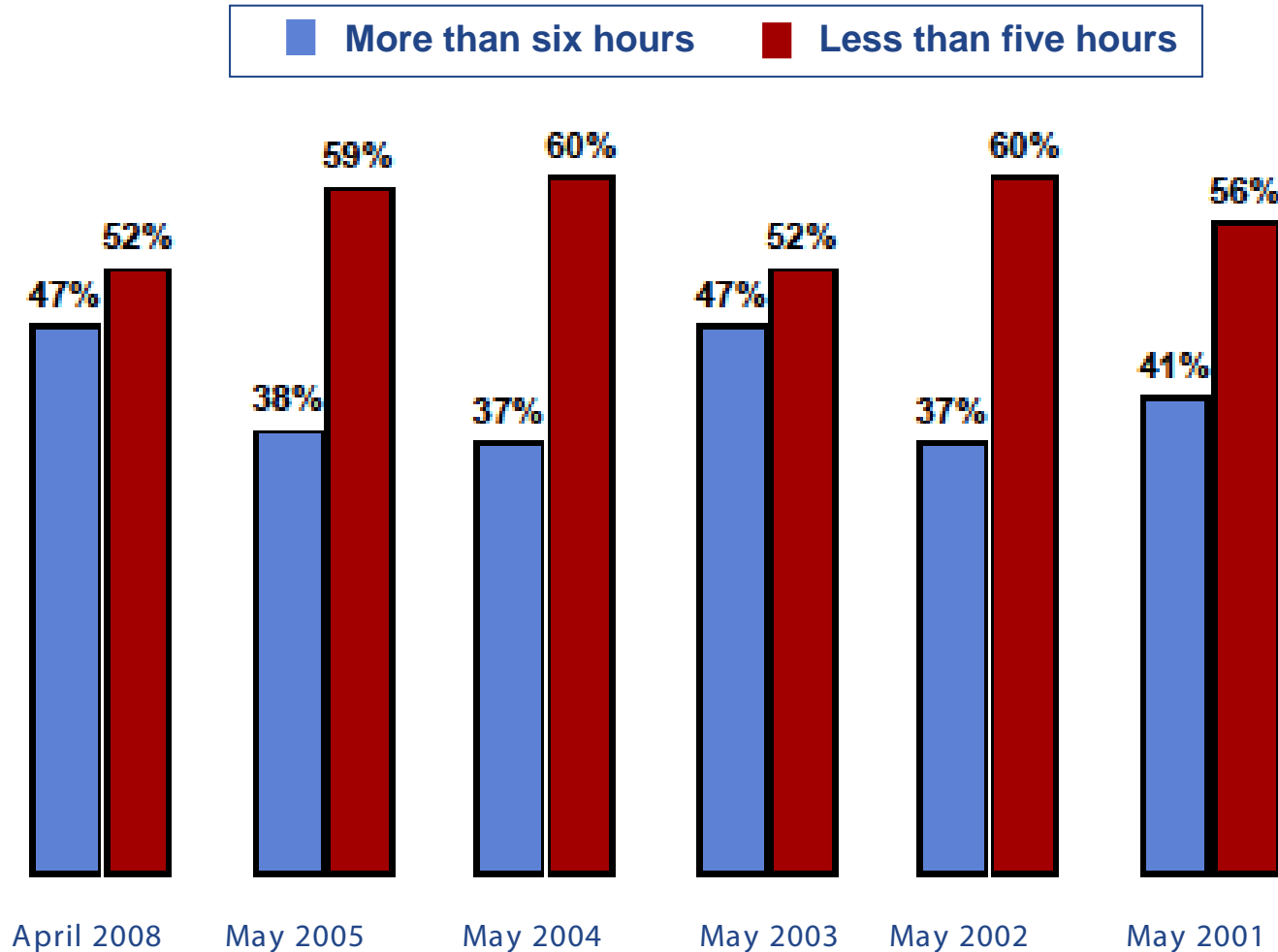
**Percentage of
Students Reporting
Less Than an Hour
Of Daily Homework
(NAEP,2008)**

Age	Percent
9 Year Olds	83%
13 Year Olds	73%
17 Year Olds	67%

Source: NAEP 2008 Long-term Trend
Reading Summary Data Tables for ages 9, 13, and 17 data.

Time Spent on Homework

Hours per week spent doing homework



Is Homework A Priority?

	High School Students
	<u>%</u>
Statement A/homework is a priority	44
Statement B/never have the time for homework	49
Some of both (VOL)	6
Not sure	1

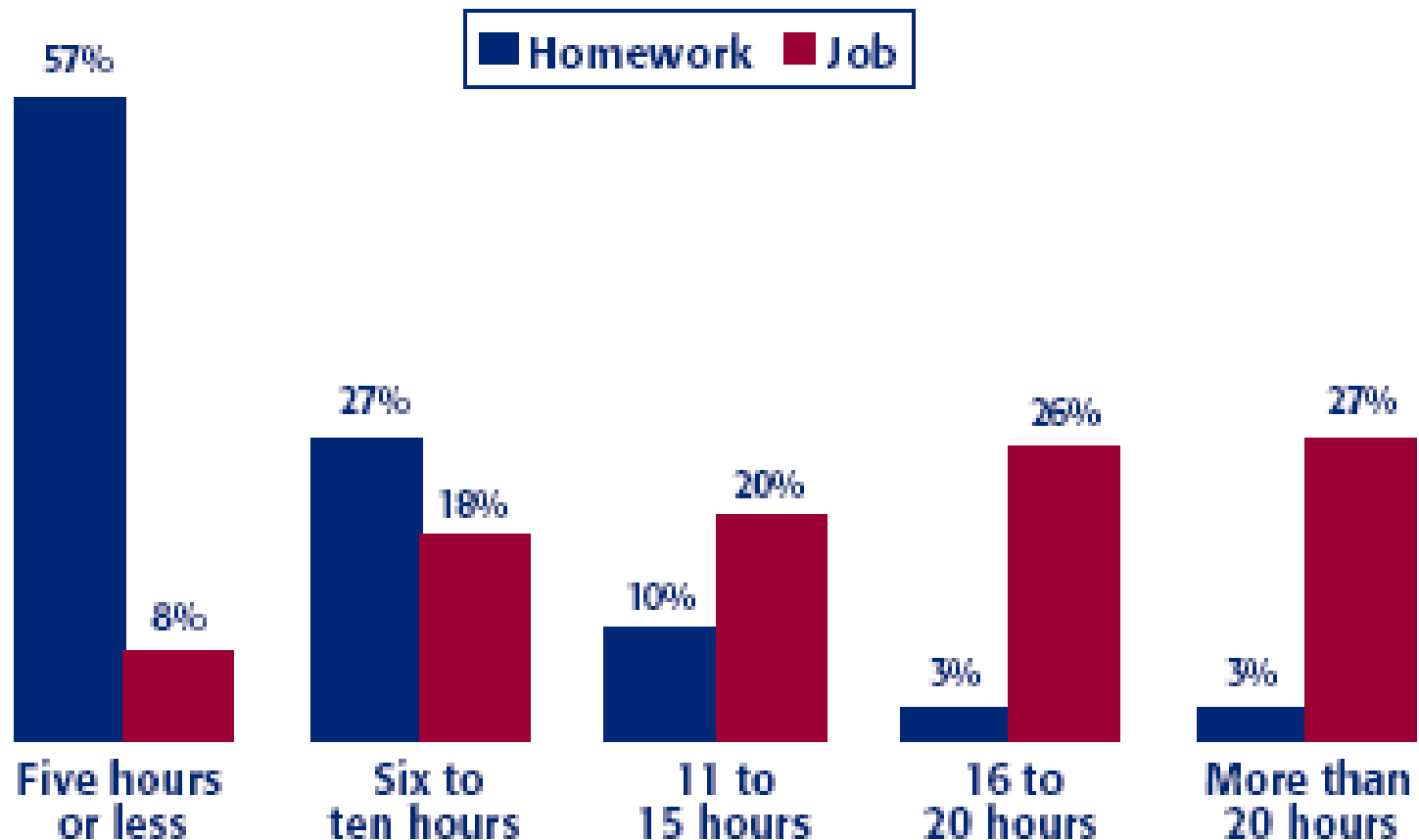
Please tell me which statement comes closer to your opinion about doing homework.

Statement A: Doing homework is a priority for me. I complete it before participating in other activities.

Statement B: I know I should do more homework, but I never seem to have the time.

Hours Per Week Spent Doing Homework/Working At Job

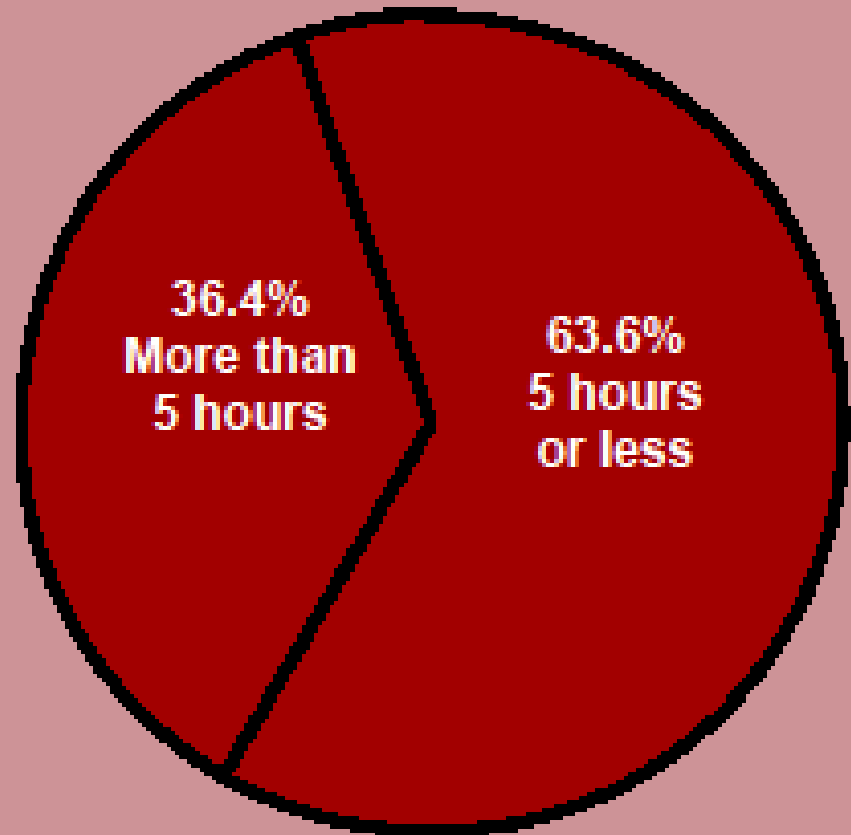
(Among the 43% of students who have a job)



Approximately 60% of college-bound seniors do five hours or less homework per week.

**College freshmen were asked:
During your last year in high school, how many hours did you spend in a typical week studying or doing homework?**

Source: John H. Pryor, S. Hurtado, J. Sharkness, W.S. Korn, L. DeAngelo, L. Romero, and S. Tran "The American Freshman: National Norms for Fall 2008," Higher Education Research Institute, UCLA, 2009.

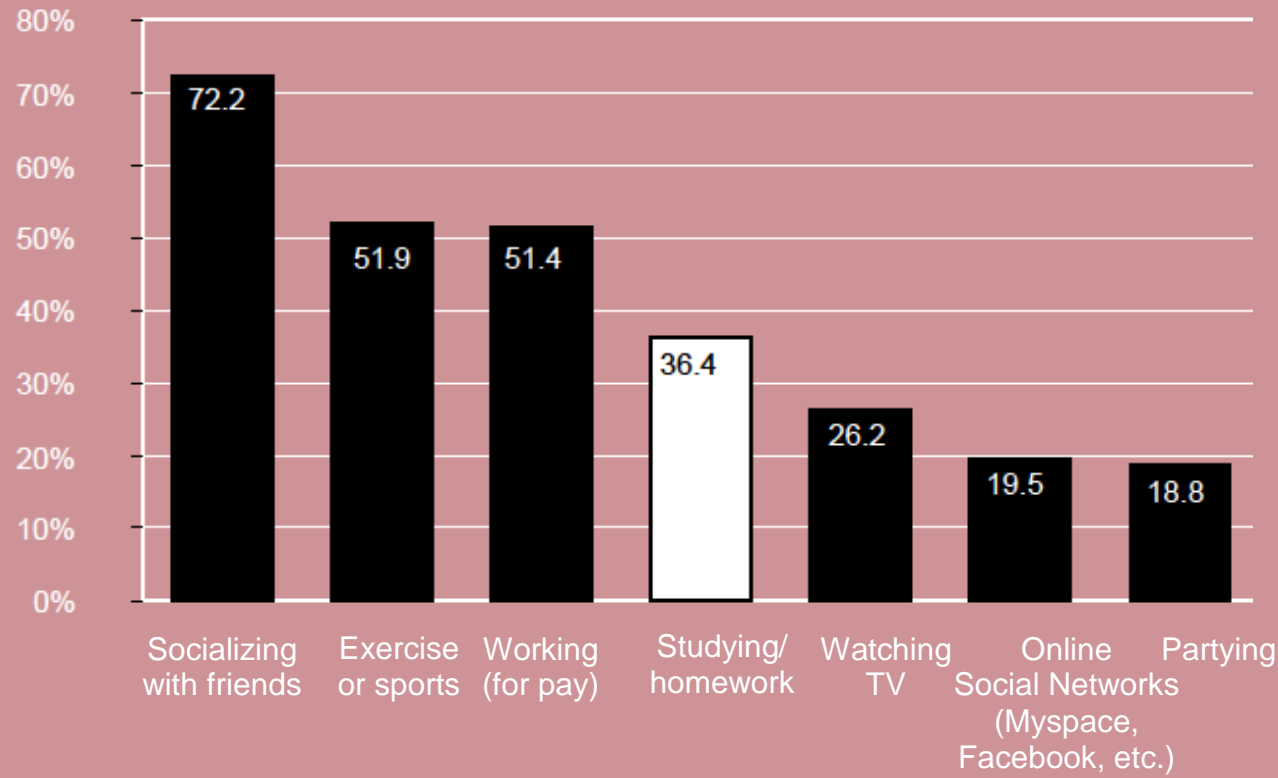


Studying does not dominate the lives of high school seniors.

Students spending more than five hours per week on activities in their last year of high school (percentage)

Socializing, working, and sports command more time than studying.

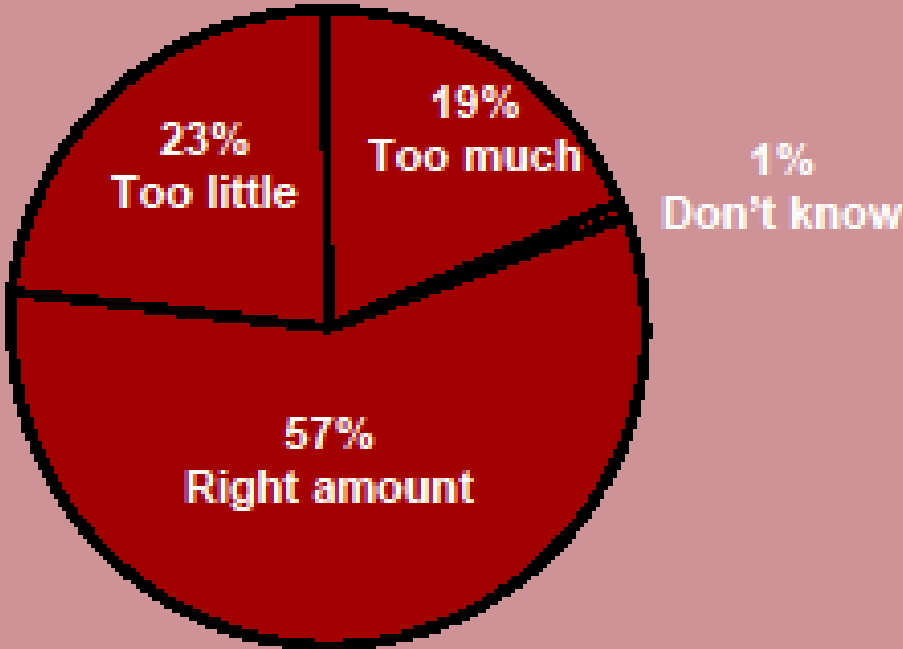
Source: John H. Pryor, S. Hurtado, J. Sharkness, W.S. Korn, L. DeAngelo, L. Romero, and S. Tran "The American Freshman: National Norms for Fall 2008," Higher Education Research Institute, UCLA, 2009.



Parents are not concerned about too much homework.

Parents of students K-12 were asked what they thought about their children's homework load.

Source: AP Polls, "AP-AOL, Parents and Teachers Study," February 8, 2006.





teenspace

Search Teenspace **search** more search options...

LIBRARY CATALOG BOOKS & READING HOMEWORK HELP KNOW IT NOW TALK TO US AT THE LIBRARY ON THE WEB AROUND TOWN

Poll Results

How much homework should you have to do?

Homework should be illegal (40%)

One hour a week is plenty (18%)

A few hours a night, but nothing on the weekends (33%)

I absolutely love homework—the more the better (8%)

OTHER POLLS

- [What is your favorite holiday?](#)
- [Are you going trick or treating this year?](#)
- [Do your teens have rips, tears and holes in them?](#)
- [Do you eat raw cookie dough?](#)
- [Do you hate it when the radio ruins good songs by playing them over and over?](#)
- [What is your favorite snack?](#)
- [What is your favorite shoe brand?](#)
- [What is your favorite store?](#)
- [Do you believe in ghosts?](#)
- [What is your favorite type of fruit pie?](#)
- [Are you afraid of heights?](#)
- [Do you still watch cartoons?](#)
- [Do you always smile for pictures?](#)
- [Do your teens have rips, tears or holes in them?](#)
- [Do you get 8 hours of sleep at night?](#)
- [What are you dreading right now?](#)
- [What is your favorite kind of cookie?](#)
- [What kind of programs would you like to go to at your library?](#)
- [What is your favorite cartoon?](#)
- [What is your favorite flavor of ramen noodles?](#)
- [What is your favorite restaurant?](#)

Conclusions

- The typical student, even in high school, does not spend more than an hour per day on homework
- The homework load has not changed much since the 1980s
- The students whose homework increased in the last decade are those who previously had no homework and now have a small amount
- Most parents feel the homework load is about right

Recommendations

- Take anti-homework articles with a grain of salt
- Follow the PTA guidelines on homework
- Understand that homework varies
- If a homework problem exists, solutions should come from parents and teachers, not policy interventions