

10-23-2012

Clean Energy: The Economics of Why and How

Adele C. Morris

Brookings Mountain West

Follow this and additional works at: https://digitalscholarship.unlv.edu/brookings_lectures_events



Part of the [Economic Policy Commons](#), [Energy Policy Commons](#), [Growth and Development Commons](#), and the [Oil, Gas, and Energy Commons](#)

Repository Citation

Morris, A. C. (2012). Clean Energy: The Economics of Why and How.

Available at: https://digitalscholarship.unlv.edu/brookings_lectures_events/43

This Lecture is protected by copyright and/or related rights. It has been brought to you by Digital Scholarship@UNLV with permission from the rights-holder(s). You are free to use this Lecture in any way that is permitted by the copyright and related rights legislation that applies to your use. For other uses you need to obtain permission from the rights-holder(s) directly, unless additional rights are indicated by a Creative Commons license in the record and/or on the work itself.

This Lecture has been accepted for inclusion in Brookings Scholar Lecture Series by an authorized administrator of Digital Scholarship@UNLV. For more information, please contact digitalscholarship@unlv.edu.

Clean Energy Technology Policy: The Economics of Why and How

Adele C. Morris, Ph.D.

Fellow & Policy Director, Climate and Energy Economics Project
The Brookings Institution

October 2012

Sources include:

- Morris, Adele, “Clean Energy: Policy and Priorities,” The Brookings Institution, January 2012
- Morris, Adele, Pietro S. Nivola, and Charles L. Schultze, “Clean Energy: Revisiting the Challenges of Industrial Policy,” *Energy Economics*, Sept 2012

Clean Energy Policy Economics: What should be the problem we're trying to solve?

- How fiscally significant is clean energy policy?
- How do markets, left to themselves, get it wrong?
- How can government intervene efficiently?

What is clean energy?

- Low or no carbon
- Low environmental impact generally
- Low life cycle emissions
- Energy efficient goods

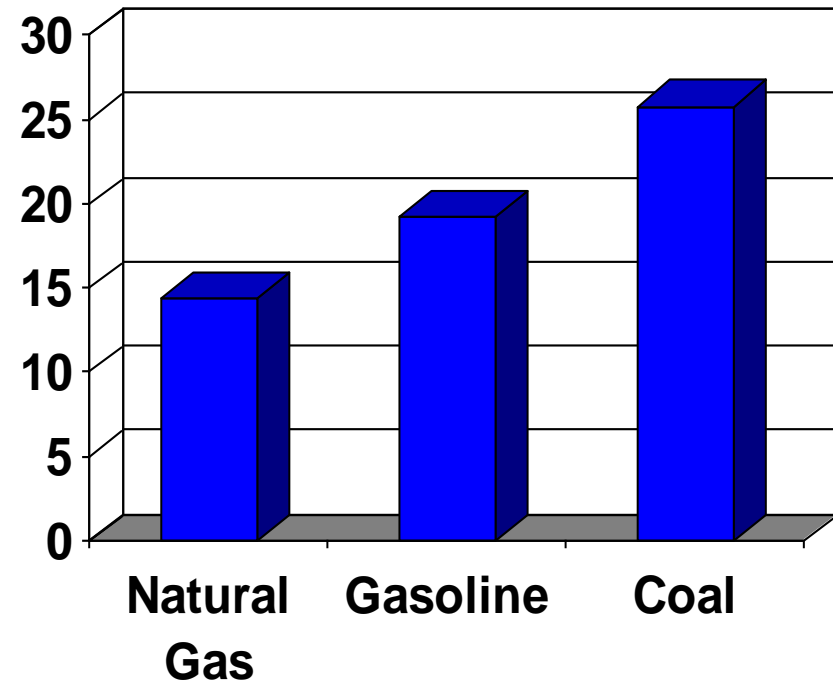


Clean energy?

- Nuclear
- Clean coal
- Natural gas
- New hydro



Emissions in Kg C/mBTU



Policy tools to promote clean energy:

- Direct expenditures
- Tax subsidies
- Risk transfers
- Regulation
- Input subsidies
- Government procurement/contracts



Artist's conception of the six-square-mile Ivanpah solar facility in the Mojave Desert, to be located on U.S. Bureau of Land Management land. Source: *Los Angeles Times*

Examples of US Clean Energy Policy:

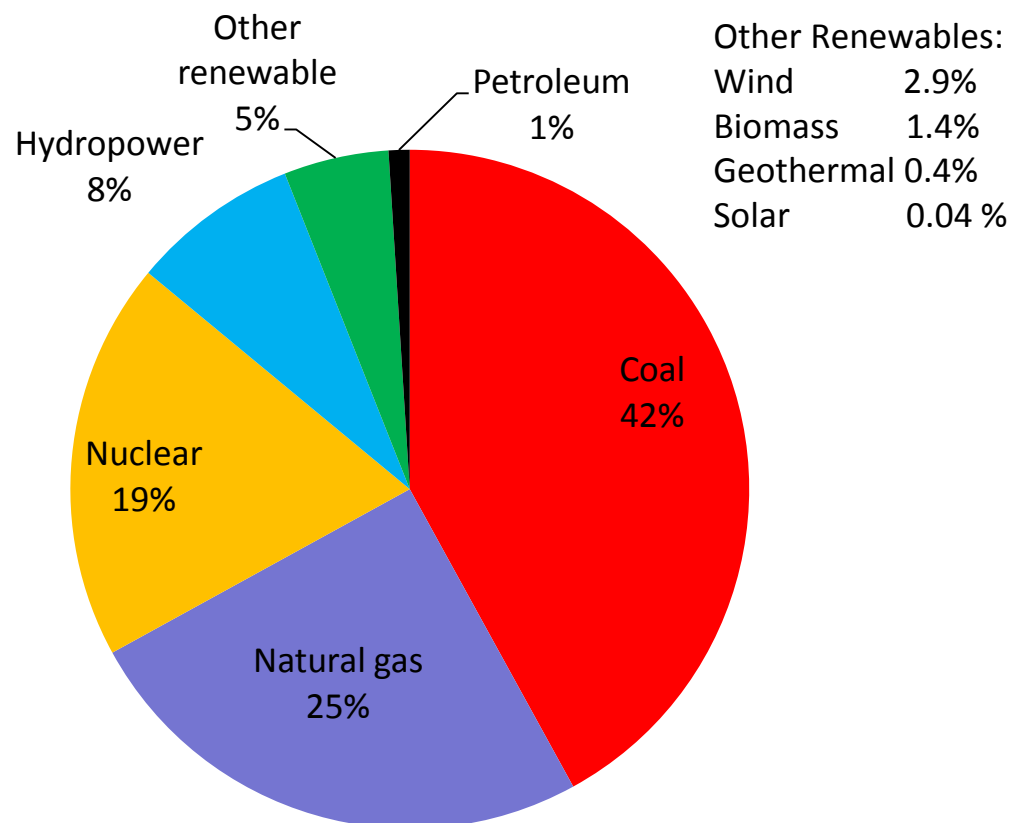
- Basic research
- Production tax credits for renewables
- Alternative fuel blending standards
- Assistance to low-income households for energy retrofits
- Energy labeling requirements for appliances
- Cap-and-trade program for SO₂ emissions
- Loan guarantees for solar and nuclear firms

Table ES1. Value of energy subsidies by major use, FY 2007 and FY 2010
(million 2010 dollars)

Subsidy and Support Category	FY 2007	FY 2010
Electricity-Related	7,663	11,873
Fuels and Technologies Used for Electricity Production	6,582	10,902
Transmission and Distribution	1,081	971
Fuels Used Outside the Electricity Sector	6,246	10,448
Conservation, End Use and LIHEAP	3,987	14,838
Conservation	369	6,597
End-Use/Other	1,342	3,241
LIHEAP (Low Income Home Energy Assistance Program)	2,276	5,000
Total	17,895	37,160

Clean Energy Subsidies are Relatively Large

- Renewables were 10.3% of electricity generation in 2010 and received 55.3 % of federal subsidies.
- In 2009, renewable energy tax subsidies were 49 times greater than fossil fuel subsidies on a per BTU basis.

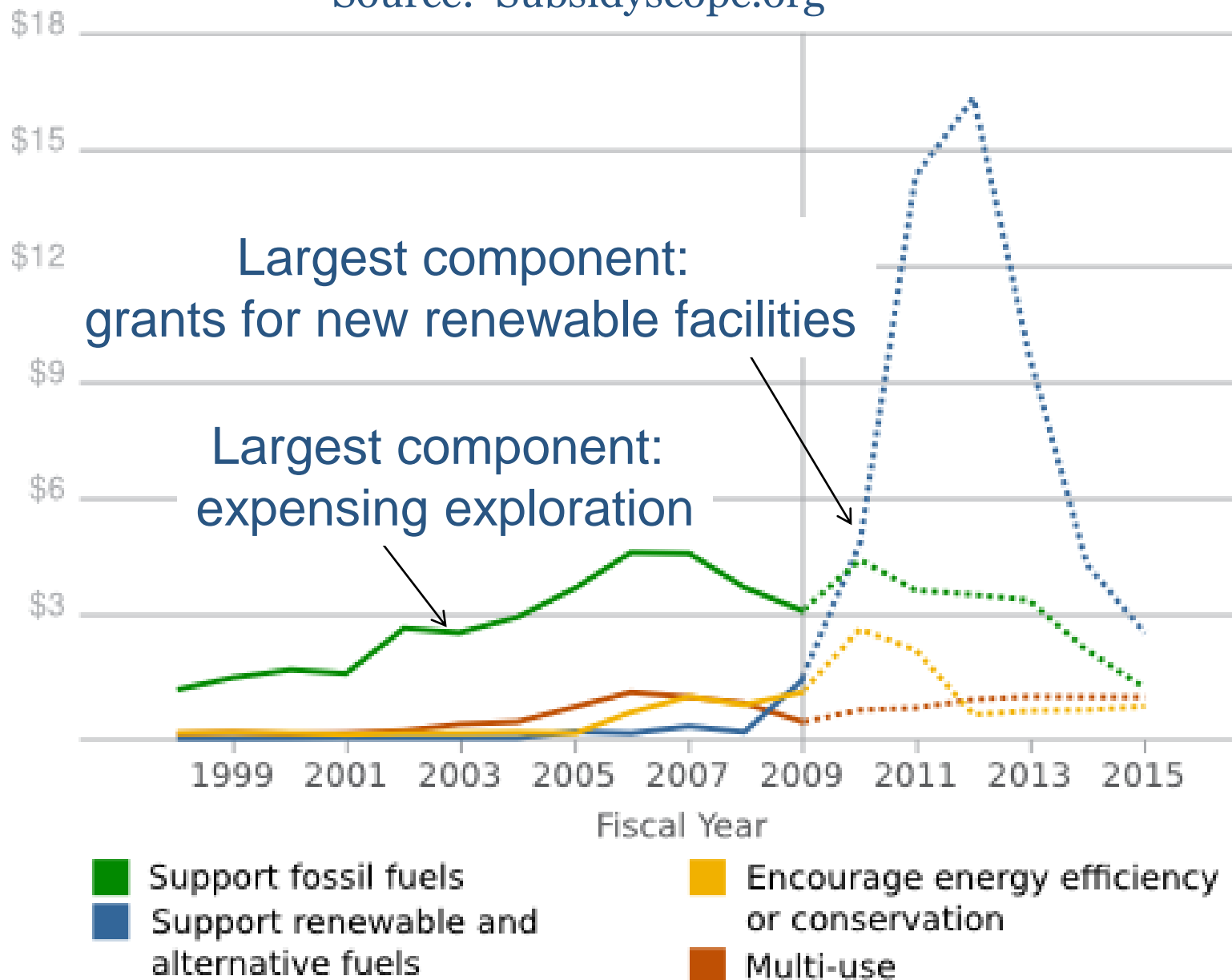


US Electricity Production by Source 2011

Sources: US Energy Information Administration;
Congressional Research Service; Institute for Energy Research

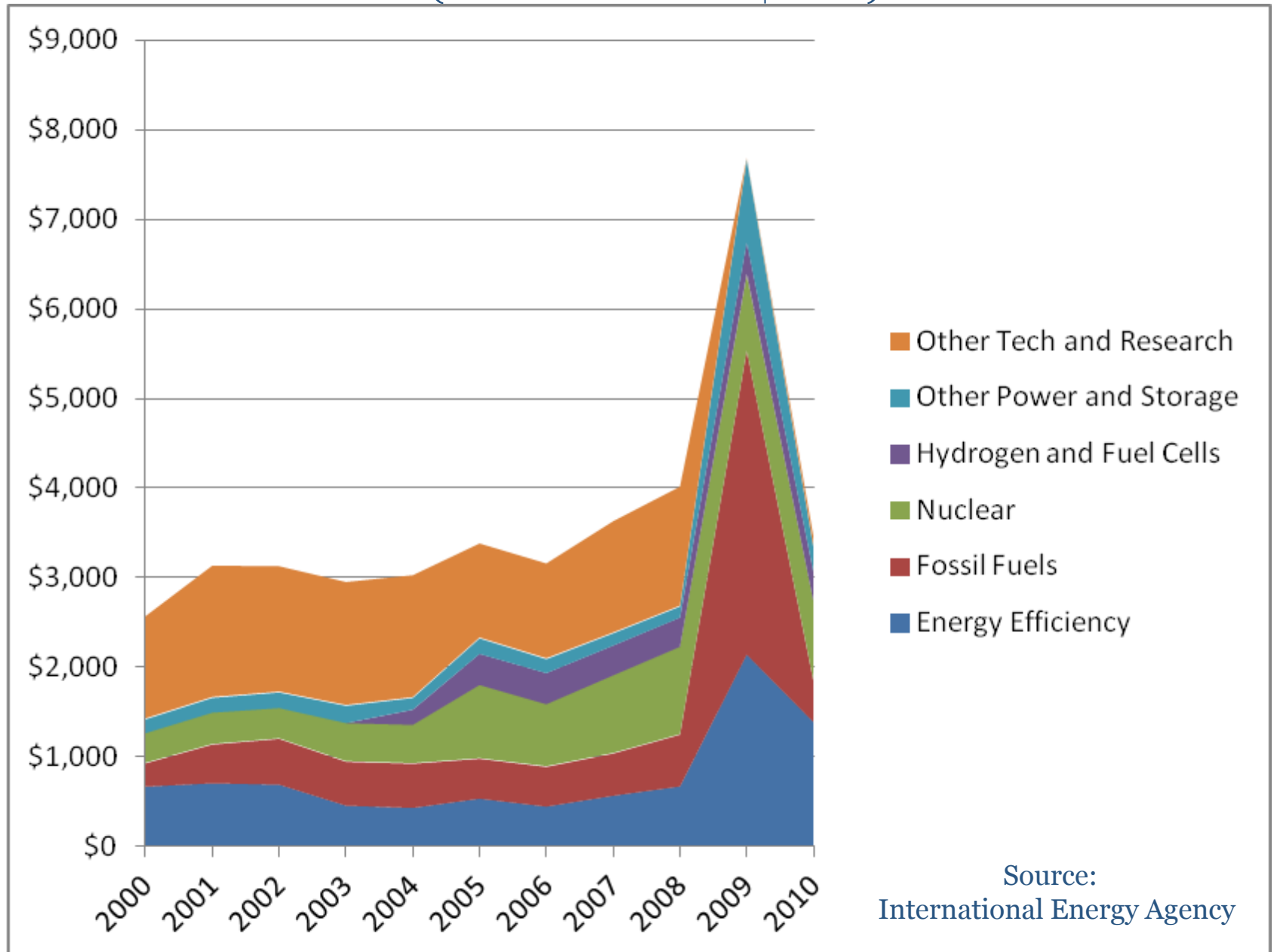
U.S. Energy Related Tax Expenditures (\$ billions)

Source: Subsidyscope.org



U.S. Energy-Related R&D Spending 2000-2010

(in millions of US \$2010)



Source:
International Energy Agency

Three common arguments for clean energy policy:

1. Greenhouse gas emissions from conventional energy
2. Energy security
3. Strategic industrial or trade potential

(Want to distinguish economic arguments from rent-seeking)



How do arguments for clean energy policy line up with economic principles?

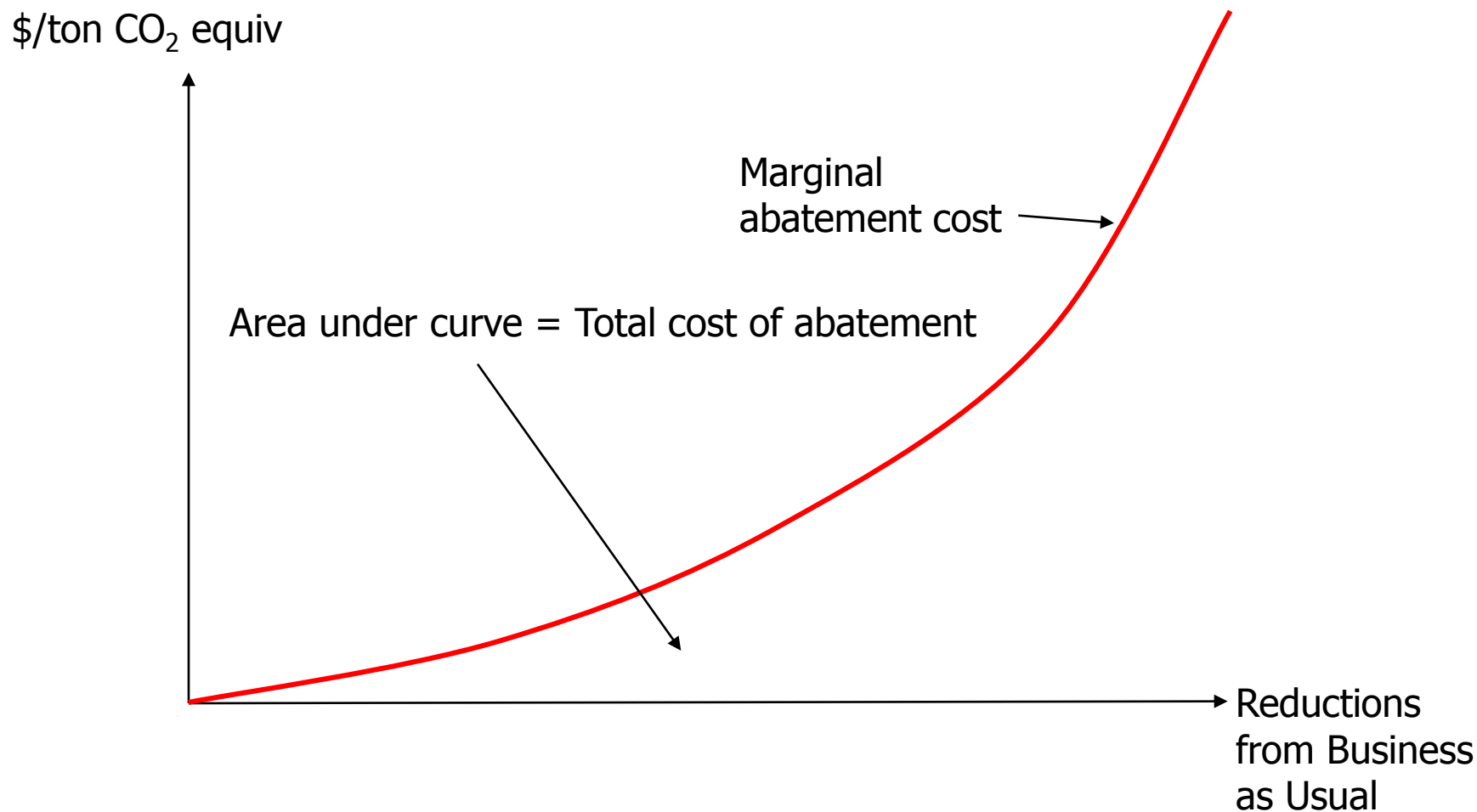
- 1. Environmental damages from conventional energy
 - A. Market failures
 - » External costs
 - » Public goods
- 2. Energy security
 - B. Macroeconomic risk from volatile oil price
- 3. Strategic industrial or trade potential
 - C. Distributional objectives
 - » Potential to benefit U.S. economy at expense of others

How strong are these arguments?

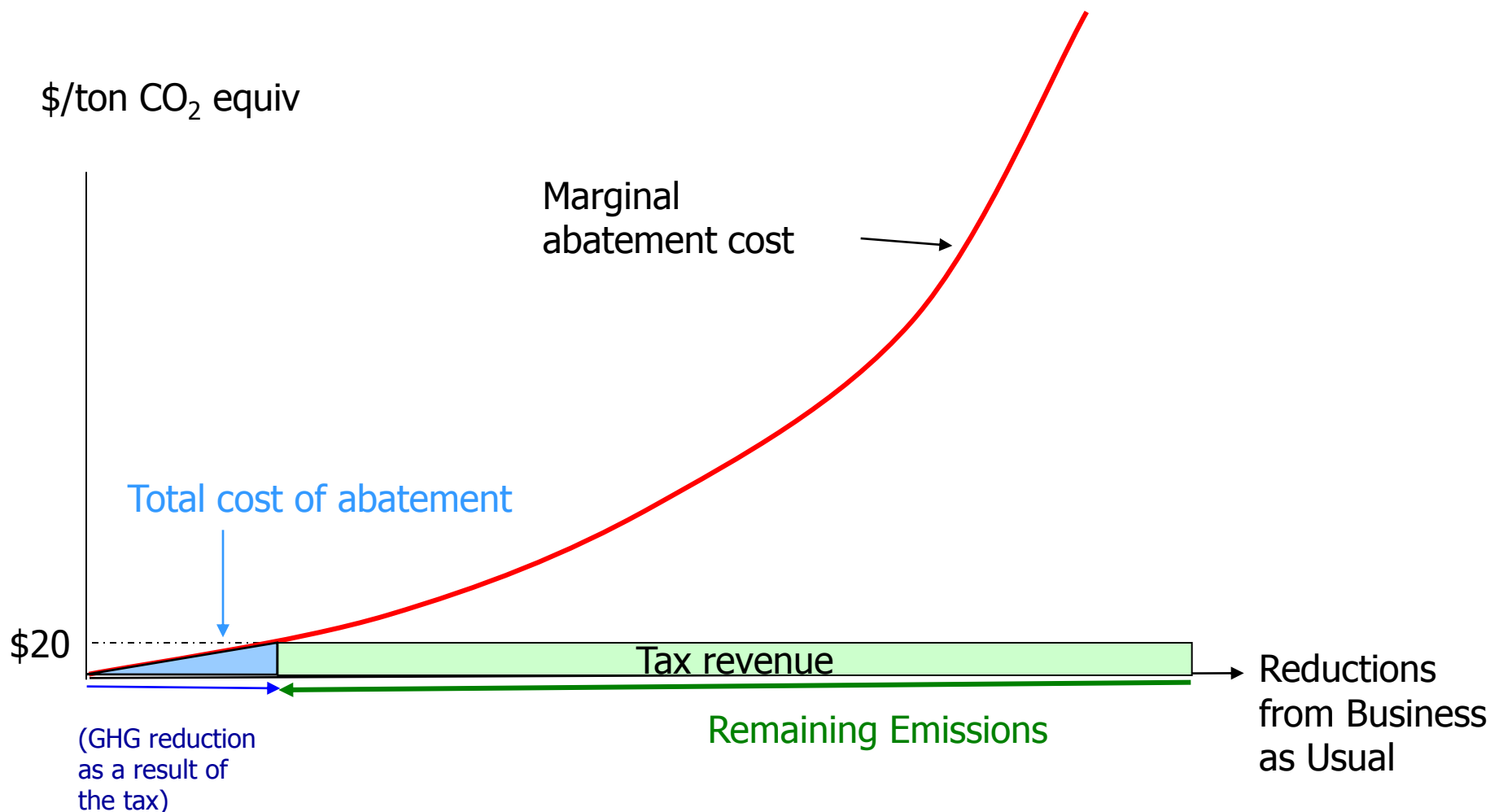
Rationale 1: Environmental Damages from Conventional Energy

- Prices don't reflect damage to the environment.
- Damages are *external costs*.
- An economy-wide price on greenhouse gases ensures that all economic decisions incorporate both private and social costs.
- US government estimates 2010 Social Cost of Carbon \approx \$4.70 to \$64.90/ton CO₂

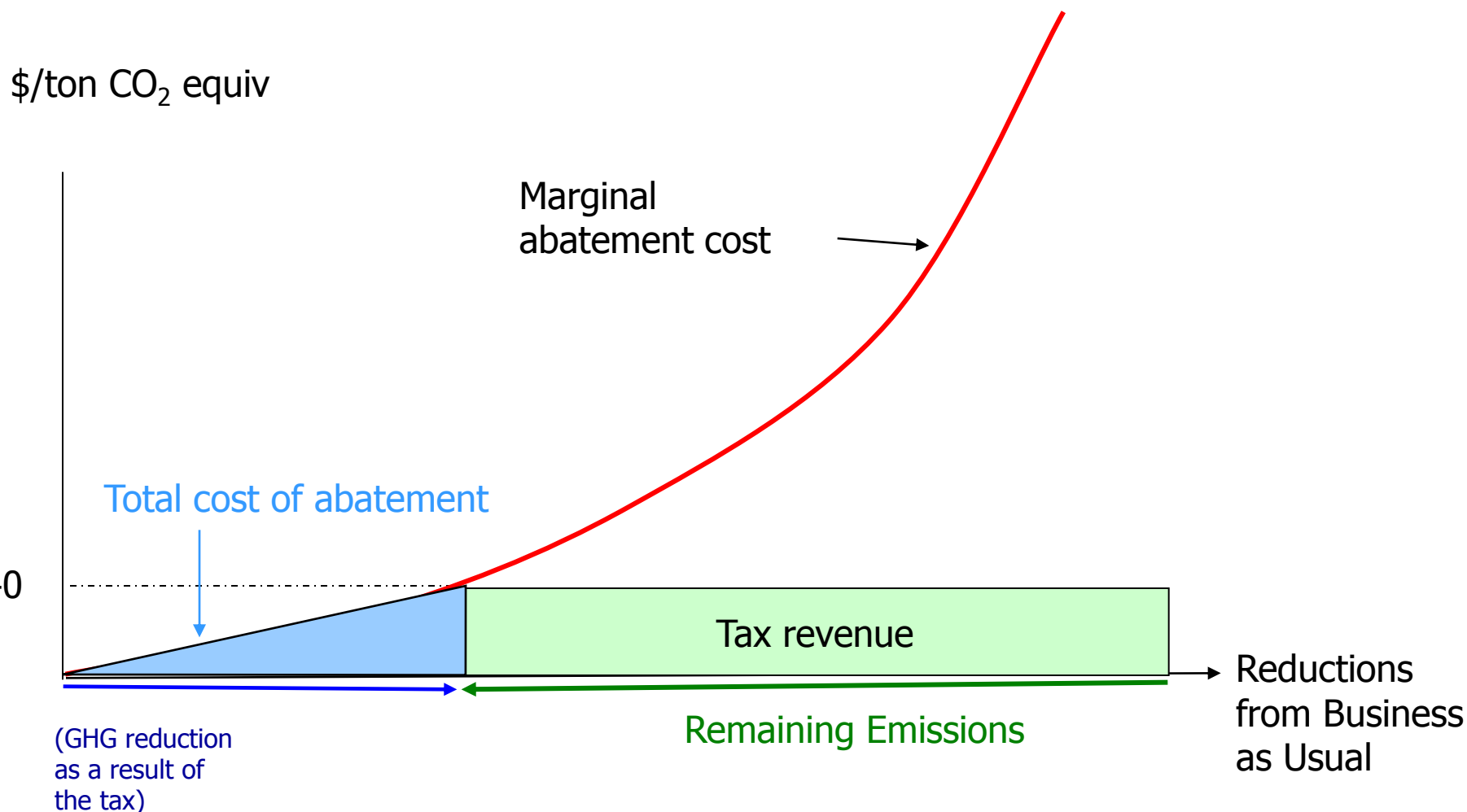
Greenhouse Gas Abatement Cost Curve



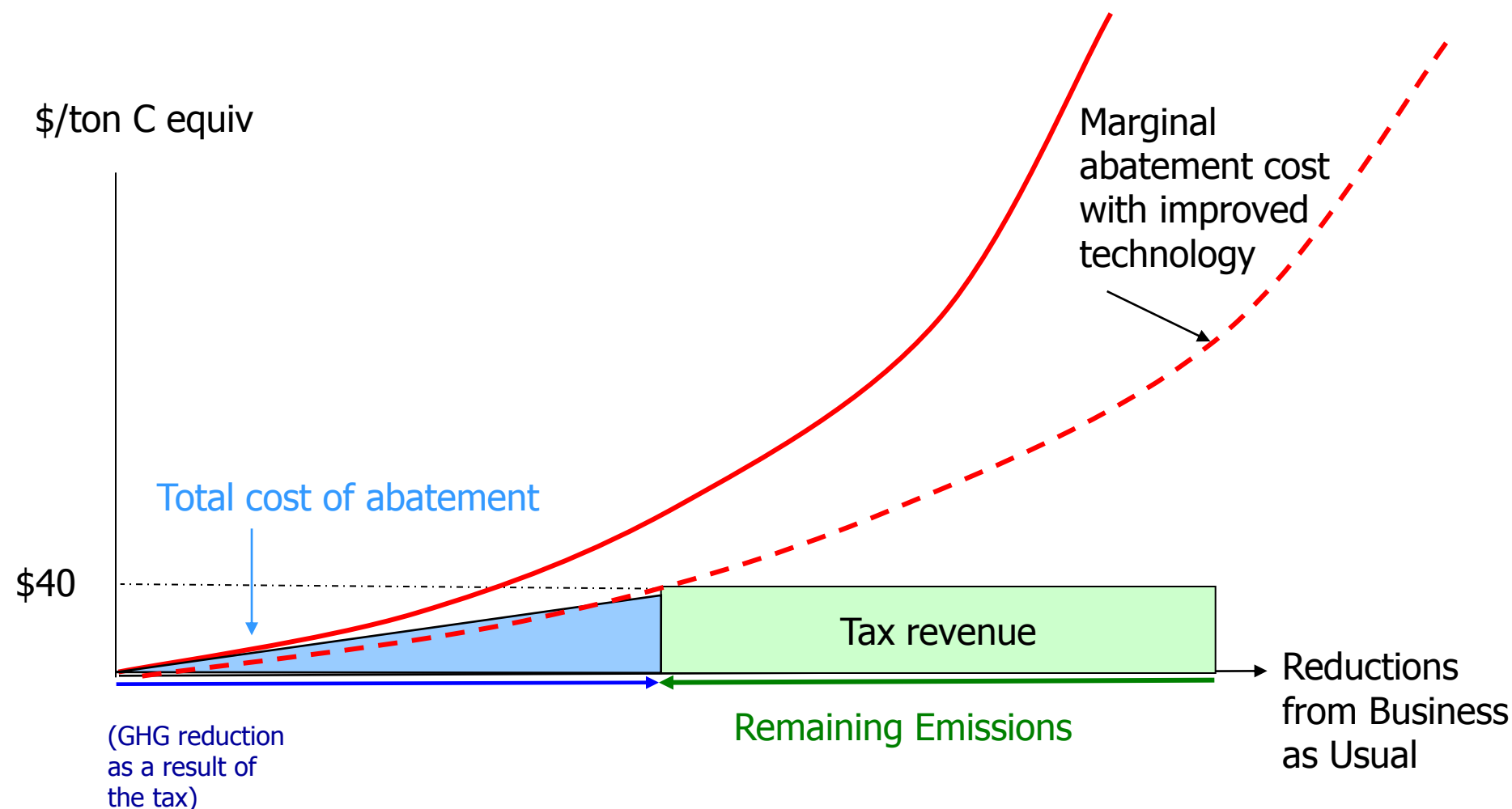
Example: Set a price on carbon and reduce emissions. Cost effective technology deploys.



Increasing carbon price lowers emissions further...



Improved technology lowers the marginal abatement cost – more abatement for the same price on carbon.



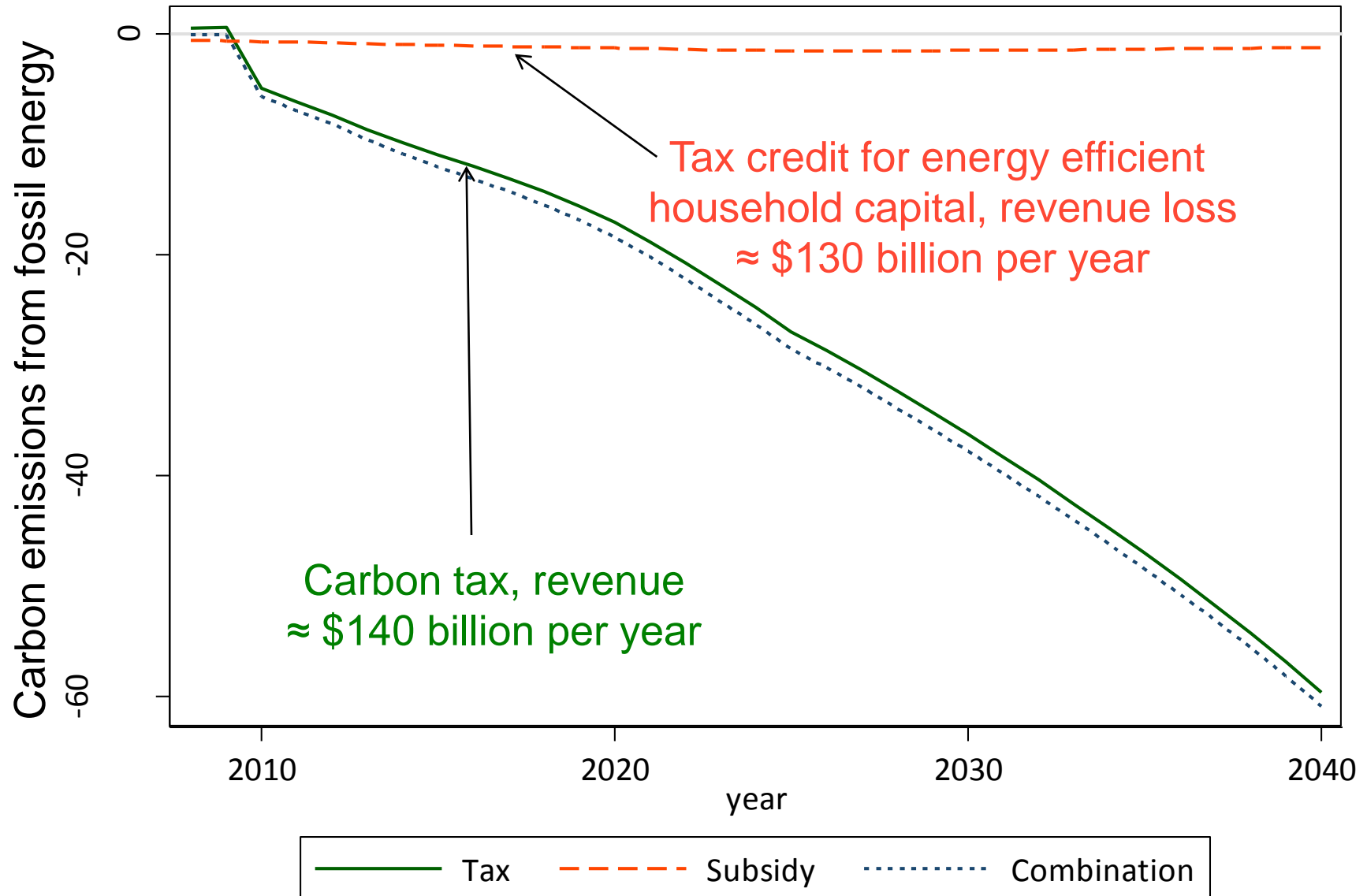
Price signal does the heavy lifting

- Firms invest in lowest cost abatement and cost effective R&D
- Government still needs to fund under-provided basic R&D
 - » Public good quality to basic research
 - » Cost effectively shift down cost curve
- No natural connection between carbon tax revenue and optimal R&D spending

Before a price signal takes effect:

- WWFD?
 - » What would firms do if there was a price on carbon?
- Establish expectations where possible
- Don't subsidize, mandate, or under-write risks of high cost abatement.
- Don't subsidize traditional fuels, either.

How do carbon emissions reductions from energy efficiency tax credits compare to reductions from a carbon tax?



Source: McKibbin, W., A. Morris, and P. Wilcoxon, "Subsidizing Energy Efficient Household Capital: How Does It Compare to a Carbon Tax?" *The Energy Journal*. Vol 32. 2011

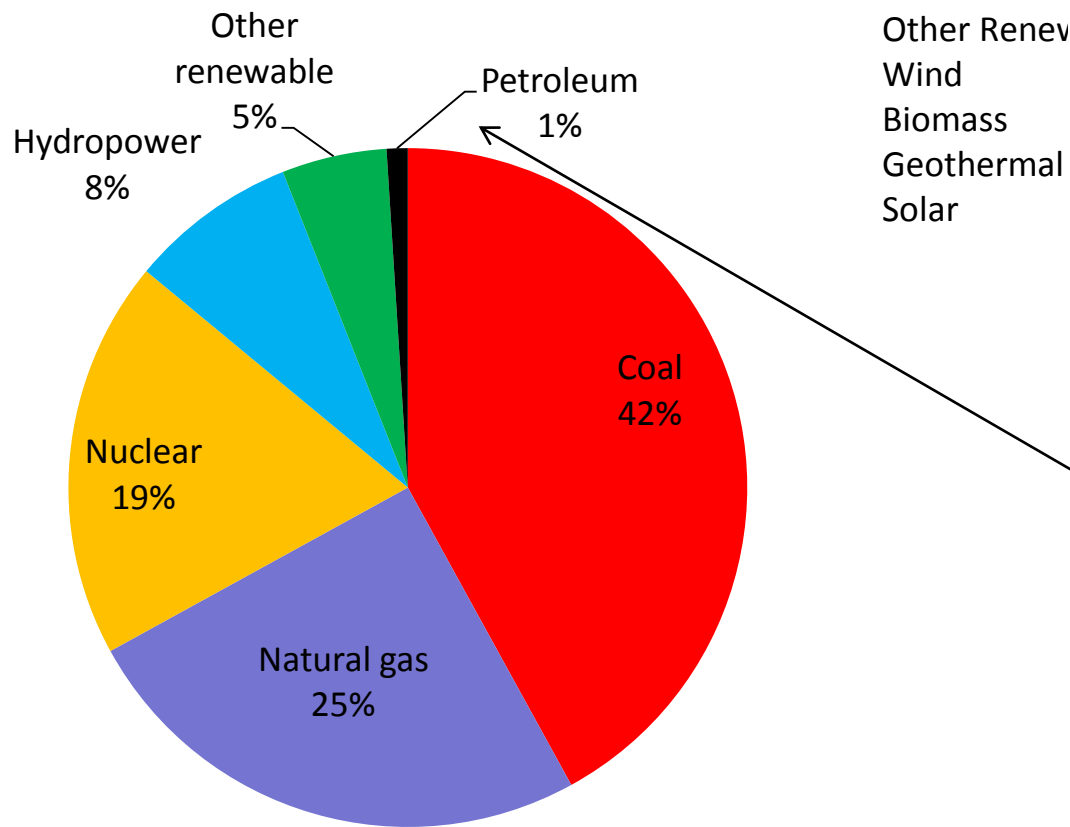
Why is a carbon tax so much more effective than tax credits?

- Tax affects characteristics of new equipment (like a tax credit) and use of existing equipment.
- Spurs fuel switching.
- With energy efficiency program, people spend some savings on energy, directly and indirectly.



Rationale 2: Energy security

- Electricity fuels in the U.S. are North American.



US Electricity Production by Source 2011

Energy Security is About Oil

- Options:
- Oil Substitutes:
 - » Biofuels
 - » Natural gas and electric vehicles
- More domestic oil production
- Greater fuel economy



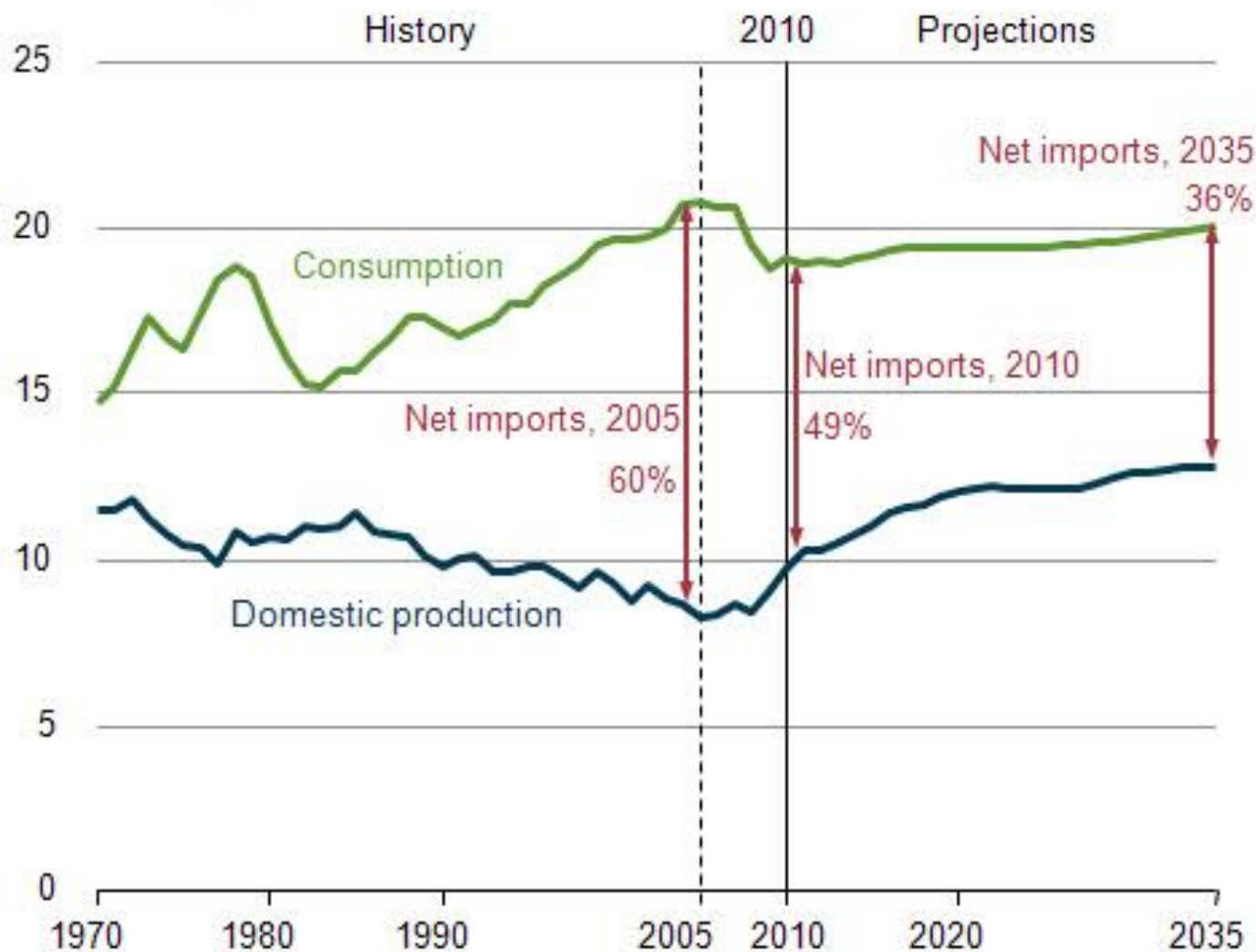
Tesla: US Govt. Loan Guarantee, \$465 million. Its electric cars sell for \$58,000 to \$109,000, minus \$7,500 tax credit.

Is Increasing Energy Independence Cost Effective?

- We'll still be vulnerable to world oil price.
- Oil price problems are intermittent.
- Oil substitutes are expensive and require capital stock turnover. Biofuels can also boost food prices.
- Oil substitutes aren't necessarily clean and may not compete if oil prices fall.
- US economy is less vulnerable to price shocks than in the 1970s.



Figure 3. Total U.S. petroleum and other liquids production, consumption, and net imports, 1970-2035
(million barrels per day)



Source: U.S. Energy Information Administration, *Annual Energy Outlook 2012*
http://www.eia.gov/forecasts/aeo/chapter_executive_summary.cfm

Petroleum

U.S. Imports by Country of Origin

Mbbl

500,000

400,000

300,000

200,000

100,000

0

In 2010, the five largest sources of net crude oil and petroleum product imports were:

imports were:

Canada (25%)

Saudi Arabia (12%)

Nigeria (11%)

Venezuela (10%)

Mexico (9%)

Total

OPEC

Canada

Mexico

U.S. Imports from OPEC Countries of Crude Oil and Petroleum Products

U.S. Imports from Mexico of Crude Oil and Petroleum Products

U.S. Imports from Canada of Crude Oil and Petroleum Products

U.S. Imports of Crude Oil and Petroleum Products

Two kinds of significant macroeconomic costs arise from oil price spikes:

- (1) the loss of national income from a large jump in oil prices sustained for any length of time; and
- (2) the effects of large oil price shocks on inflation and output arising from “imperfections” and rigidities of the macroeconomic system.
- The most effective policy: the Federal Reserve’s prompt response to any current or prospective inflationary threat.

Rationale 3: Clean energy investments can benefit the American economy.

- Fear that without clean energy policies, Americans will forfeit a growth opportunity to other countries.
- Belief that clean energy investments create jobs.
- Consistent with long tradition of industrial policy arguments.

However...

- Hard to influence long run comparative advantage with subsidies or regulation.
- In the long run, labor markets equilibrate. Policy can affect composition, but not number of jobs.
- First mover advantage in clean energy is unclear.
- Clean energy demand is a function of fickle policy.
- The cheaper clean energy is, the better for the environment and the US economy.



Source:
www.chinesesolar.com

How does spending related to energy stack up against other forms of fiscal stimulus?

- Timely, targeted, and temporary?
 - » Energy efficiency retrofits could work.
 - » Renewable deployment, maybe, but electricity demand growth is low in recession.
 - » R&D not well suited to counter-cyclical spending
- Guaranteed loans for expanding commercial operations will help only those firms that are nearly competitive.

Finally, theory vs. practice

- “The trouble with picking winners is that each Congressman would want one for his district.”
- Tens of billions wasted on synfuels, breeder reactors, hydrogen economy.
- Need to insulate spending from rent-seeking and fashion.



<http://scherle.com/2009/the-hydrogen-economy>

From 2004 to 2008 the U.S. government spent \$1.2 billion on hydrogen vehicles.

Conclusions:

- The strongest economic rationale for promoting clean energy is that it's clean.
- The most efficient way to promote clean energy is to price greenhouse gas emissions and other pollution.
- Carefully select a portfolio of clean energy R&D investments independent of political whims.